

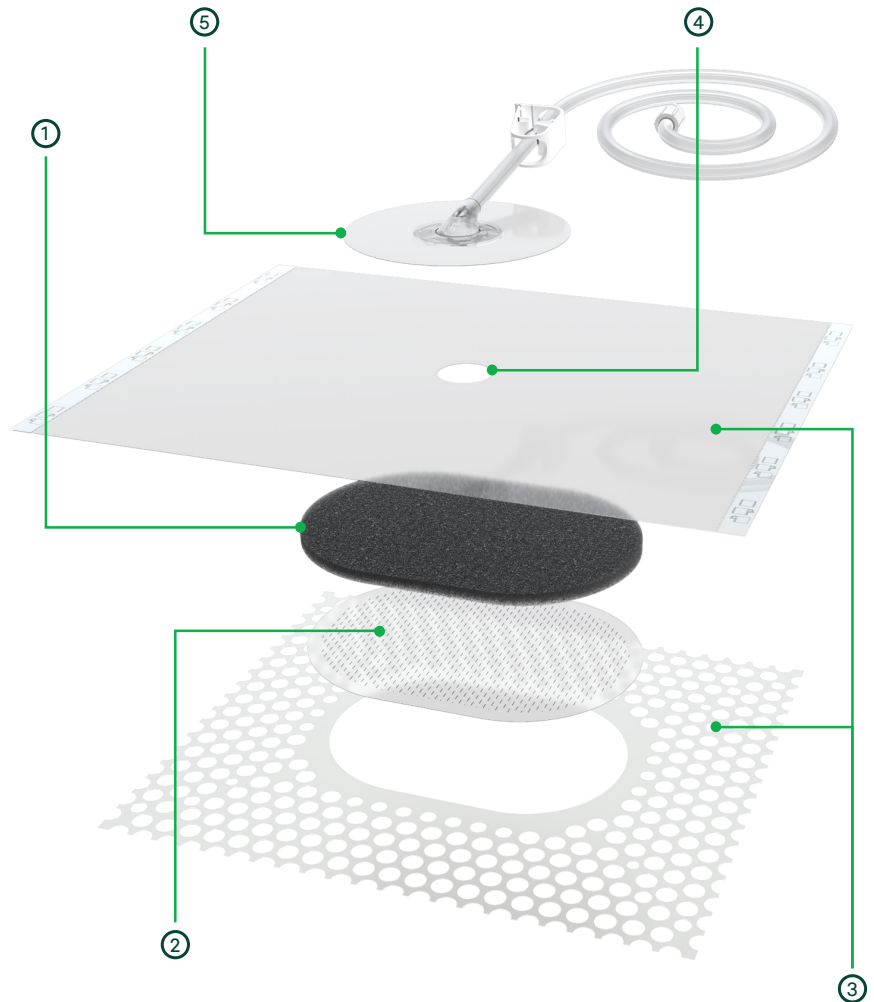
3M™ V.A.C.® Peel and Place Dressing Kit

Up to 7-days of wear
 2-min application^{1, 2}

Easier and faster application of 3M™ V.A.C.® Therapy is here. 3M™ V.A.C.® Peel and Place Dressing is the first V.A.C.® Therapy dressing with up to 7-days of wear time. An all-in-one integrated design streamlines application, reduces the time and training required for dressing changes, and maximizes consistency of care throughout the patient journey.

All-in-one design makes application easy.

1. **3M™ V.A.C.® Granufoam Dressing**
 Conforms to the wound bed without the need for foam fillers, to provide uniform negative pressure delivery and effective fluid removal.
2. **Perforated Non-adherent Layer**
 Allows the dressing to extend onto intact peri-wound skin without the need to pre-drape. It is designed to help mitigate tissue ingrowth.
3. **3M™ Dermatac™ Drape**
 Skin-friendly silicone-acrylic adhesive technology is repositionable upon initial application, provides a tight seal across anatomical locations, and may help minimize discomfort on removal.
4. **3M™ SensaT.R.A.C.™ Pad Hole**
 Pre-cut for easy and consistent application of the SensaT.R.A.C. Pad.
5. **3M™ SensaT.R.A.C.™ Pad**
 Helps monitor and maintain pressure at the wound site.



Up to 7-Day Wear Time

The perforated, non-adherent layer allows for extended wear time and fewer dressing changes, giving clinicians the confidence to deliver sustained negative pressure wound therapy in a protected wound-healing environment. Compared to 3M traditional NPWT foam dressings, V.A.C.® Peel and Place Dressing has shown greater wound volume reduction and up to 2.4 times greater granulated tissue thickness in a porcine model on open wounds.³

Average 2-Minute Application*

Patented, all-in-one dressing allows for easy, time-saving application with less training. Designed to cover the entire wound and surrounding tissue, V.A.C.® Peel and Place Dressing eliminates the need to cut foam. As part of a simulated use test, nurses have rated it easier to use than 3M traditional NPWT foam dressing.⁴ In a customer preference test, 10 of 10 patients reported no pain on removal.⁵

Consistent Care Across Settings

The simple, versatile design of V.A.C.® Peel and Place Dressing is compatible with multiple V.A.C.® Therapy units, meaning treatment can transition across care settings – offering clinicians the confidence that negative pressure wound therapy can be effectively maintained across a variety of care settings.

¹ SAT-BSER-05-869347 VAC Peel and Place (Ganymede) BSER. 510(k) K222859.

² In a simulated use test with 12 nurse and surgeon users. Average time of 01:48. SAT-MTF-05-995965 Marketing study for 3M V.A.C. Peel and Place dressing. 2023.

³ Information contained within conducted animal studies has not been evaluated in humans. SAT-MTF-05-982101 Evaluation of VAC Peel and Place Dressing Concepts in Full-Thickness Excisional Wounds. 2023. Allen D, Robinson T, Schmidt M, Kieswetter K. Preclinical assessment of novel longer-duration wear negative pressure wound therapy dressing in a porcine model. Wound Rep Reg. 2013; 31:349-359.

⁴ In a simulated use test with 12 nurse and surgeon users where the average rating was 5.8 out of 7 on a 7-point Likert scale compared to 3M(TM) traditional NPWT foam dressing and a separate hybrid acrylic and silicon drape where the average rating was 4.6 out of 7 on a 7-point Likert scale (p=0.01, Wilcoxon signed ranked test). SAT-MTF-05-995965 Marketing study for 3M V.A.C. Peel and Place dressing. 2023.

⁵ In-person survey (2020); Customer preference test of 10 users providing feedback about their experience in a hospital in Chile. Dressings were worn between 4 and 7 days before removal. SAT-DOC-0000052106. 8005 Ganymede Customer Preference Test Post Market Consumer Survey Report. 2021.

Considerations

V.A.C.® Peel and Place Dressing can be used on chronic, acute, traumatic, subacute and dehisced wounds, partial-thickness burns, ulcers (such as diabetic, pressure or venous insufficiency), flaps and grafts.

V.A.C.® Peel and Place Dressing is not appropriate for wounds that have undermining greater than 2cm, tunneling, or a depth greater than 6cm. Please use a different V.A.C.® Therapy Dressing if this criteria is not met.

Always read and follow the detailed *Instructions for Use* along with important safety information provided in the packaging.

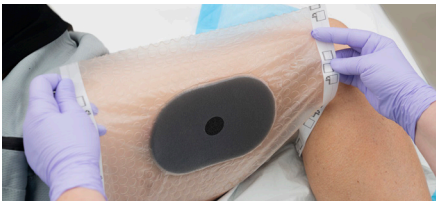
Assess

Assess the wound dimensions and depth to determine the appropriate V.A.C.® Peel and Place Dressing size (see chart below).

The dressing foam should extend beyond all of the wound edges so it extends onto the peri-wound skin. Select the next dressing size if unsure whether the dressing foam extends the appropriate length.


To offload, select the large size with the offset SensaT.R.A.C. Pad hole.

Place



Place the dressing with the pre-cut SensaT.R.A.C. Pad hole facing up. Leave at least 5 cm of drape border for sealing.

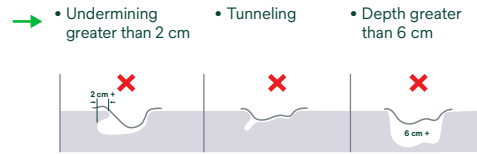
Check



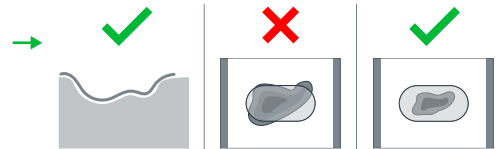
Check the initial placement and reposition if needed. Once ready, smooth any wrinkles, press down on the drape border, and remove the handlebars to establish a seal.

How To Use

Do not use on wounds with:



Dressing to conform to wound bed
If wound extends beyond dressing, select a larger size
Dressing must extend beyond wound edge



Connect



Remove both backing layers and apply the SensaT.R.A.C. Pad over the center of the pre-cut hole. Connect tubing to the V.A.C.® Therapy unit and begin therapy.

Removal

The integrated design of the V.A.C.® Peel and Place Dressing allows the dressing to be worn for up to seven days. When it's time to remove or change dressing, gently remove the dressing from the wound, using sterile water or normal saline if the dressing adheres to the wound.

Ordering and Instructional Information

	Product name & SKU	Maximum wound depth	Maximum wound size	Overall dressing size	Pre-cut hole location	Dressings/box dressings/case	Assigned HCPCS code
3M™ V.A.C.® Peel and Place Dressing Kit	Small EZ5SML	2 cm or less	6.1 cm x 8.6 cm	16.9 cm x 20.6 cm	Center	Unit of measure is Case of 5 (C05) 5 Dressings per Case	A6550
	Medium EZ5MED	4 cm or less	11.1 cm x 16.6 cm	23.7 cm x 29.2 cm	Center		
	Large EZ5LRG	6 cm or less	13.6 cm x 24.2 cm	26 cm x 35.6 cm	Offset		

Compatible with 3M™ V.A.C.® Uita Therapy Unit, 3M™ ActiV.A.C.™ Therapy Unit, 3M™ V.A.C.® Rx4 Therapy Unit, and 3M™ V.A.C.® Simplicity Unit.

NOTE: Specific indications, contraindications, warnings, precautions, and safety information exist for these products and therapies. Please consult a clinician and product Instructions for Use prior to application. Rx only.

Solventum Medical Surgical
2510 Conway Avenue
St. Paul, MN 55144-1000 USA
Phone: 1-800-228-3957
Web: Solventum.com

© Solventum 2024. Solventum, the S logo and other trademarks are trademarks of Solventum or its affiliates.
US_EN 70-2013-1661-2



← Watch how-to-apply video

Learn more about V.A.C.® Peel and Place Dressing at go.solventum.com/VACpeelandplace